

StrikeAlert HD Quick-Start Instructions

- 1 Install the two AA batteries provided. *Note the proper polarity.*
- 2 Press the green power button and hold for a few seconds.
- 3 That's it! StrikeAlert HD begins detecting strikes immediately upon power-up.

Colored LEDs Defined



Navigate menus and make selections using convenient keypad

DETECTING LIGHTNING STRIKE DISTANCE

Strike Distance LEDs

A colored LED will light with each detected strike.

- Red 0-6 miles
- Yellow 12-24 miles
- Orange 6-12 miles
- Blue 24-40 miles

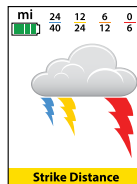
The LED indicating the nearest strike detected will remain lit for 2 minutes. If the tone and/or vibrate options are selected, their duration will increase with each closer range indication (the tone will beep once for the 24-40 mile range increasing to 4 beeps for the 0-6 mile indication).

Use the < or > buttons to switch between Strike Distance and Storm Trend screens.

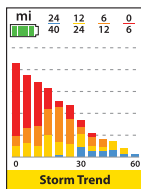
Strike Distance Graphical Display

Detected strikes are indicated by bolts extending down from the cloud graphic. The strike distances are represented by bolt colors which match the LED color. The bolts increase in size for each closer strike (a large red bolt indicates a strike within 0-6 miles).

All bolts remain displayed for 2 minutes.



STORM TREND AND INTENSITY



A one-hour history, in 5-minute intervals, of all strikes detected is displayed on the Storm Trend screen. Colors are used to indicate the distance of the strikes. This histogram gives a sense of the intensity and direction of the storm –

if it's approaching, departing, or stationary. In the sample screen shown, the storm is gaining in intensity and getting closer – the red portion of the bars indicates an increasing number of strikes within 6 miles of you.

For additional details about your StrikeAlert HD, visit StrikeAlert.com


Note: Remove batteries when storing unit

SETTINGS MENU

The Settings menu allows you to turn on or off these functions:

- **2-hour auto off**
 - The unit automatically turns off after 2 hours of no lightning activity (to save battery power).
- **Tone¹**
 - Enables an audible strike alert.
- **Vibrate²**
 - Enables a vibrate strike alert.
- **Mi and Km**
 - Displays in miles or kilometers.

Use the keypad to navigate the menu and the Select button to choose the desired function. Green dot inside the green outline indicates the item is selected, green outline only indicates the item is turned off.



¹ One beep for furthest distance (24-40 mi, 40-60 km), to four beeps for nearest distance (0-6 miles, 0-10 km)

² Short vibrate duration for furthest strike distance, longer duration as strike distance gets closer.